

ST. THOMAS' COLLEGE, THRISSUR

Schedules forming part of Balance Sheet

Fixed Assets as on 31-03-2023

| Particulars | Balance as on 31-03-22 | Addition | | Total | % of Depreciation | Amount of Depreciation | Balance as on 31-03-23 |
|-------------------------------|---------------------------|-----------------------|---------------------|------------------------|----------------------|---------------------------|---------------------------|
| | | Before 30.09.2022 | After 30.09.2022 | | | | |
| | | | | 59,73,767.39 | 10 | 5,97,377.00 | 53,76,390.39 |
| Building | 59,73,767.39 | - | | 9,02,85,033.99 | 10 | 90,28,503.40 | 8,12,56,530.59 |
| Building Work - in - Progress | 7,79,18,077.99 | 1,09,28,734.00 | 14,38,222.00 | 18,88,304.20 | 15 | 2,81,298.93 | 16,07,005.27 |
| Electrical Equipments | 8,99,566.20 | 9,62,778.00 | 25,960.00 | 24,26,693.76 | 10 | 2,20,082.77 | 22,06,610.99 |
| Furniture | 12,82,945.25 | 6,92,016.51 | 4,51,732.00 | 2,96,853.00 | 15 | 44,528.00 | 2,52,325.00 |
| Car | 2,96,853.00 | | | 8,53,705.00 | 15 | 1,28,055.75 | 7,25,649.25 |
| College Bus | 8,53,705.00 | | | 24,77,101.45 | 40 | 9,64,152.98 | 15,12,948.47 |
| Computer & Accessories | 13,52,111.45 | 9,91,550.00 | 1,33,440.00 | 1,95,982.42 | 15 | 29,397.36 | 1,66,585.06 |
| Generator | 1,95,982.42 | - | | 9,80,500.00 | 15 | 1,47,075.00 | 8,33,425.00 |
| Lift | 9,80,500.00 | | | 3,46,910.00 | 15 | 52,036.50 | 2,94,873.50 |
| Air Conditioner | - | 3,46,910.00 | | 21,184.50 | 15 | 3,178.00 | 18,006.50 |
| Library | 21,184.50 | - | | 87,476.00 | 15 | 13,121.40 | 74,354.60 |
| Office Equipments | 87,476.00 | | | 78,231.00 | 15 | 11,734.65 | 66,496.35 |
| Plant & Machinery | 78,231.00 | | | | | | |
| Total | 8,99,40,400.20 | 1,39,21,988.51 | 20,49,354.00 | 10,59,11,742.71 | | 1,15,20,541.74 | 9,43,91,200.97 |

Bank Loans as on 31-03-2023

| | Opening Balance | Additions | Repayment | Balance |
|------------------------|-----------------------|-----------------------|---------------------|-----------------------|
| Federal Bank Loan 5945 | 1,60,31,970.00 | 13,93,883.00 | 32,59,289.00 | 1,41,66,564.00 |
| Federal Bank Loan 7978 | 37,22,815.00 | 3,64,226.00 | 7,64,448.00 | 33,22,593.00 |
| Federal Bank Loan 8018 | | 1,28,29,836.00 | 12,91,508.00 | 1,15,38,328.00 |
| Federal Bank Loan 8026 | | 82,92,853.00 | 6,01,164.00 | 76,91,689.00 |
| Total | 1,97,54,785.00 | 2,28,80,798.00 | 59,16,409.00 | 3,67,19,174.00 |



ST. THOMAS' COLLEGE, THRISSUR

Security Deposit as on 31-03-2023

| | | |
|------------------------------|--------------|---------------------|
| Bharathia University Deposit | | 1,00,000.00 |
| As per last B/S | | |
| Telephone Deposit | | 2,000.00 |
| As per last B/S | | |
| Electricity Security Deposit | 4,27,288.00 | 15,22,278.00 |
| As per last B/S | 10,94,990.00 | |
| Additions | | |
| Total | | 16,24,278.00 |

Advances and Other receivables as on 31-03-2023

| | Opening Balance | Cr | Dr | |
|------------------------------------|-----------------|----------------|----------------|----------------|
| | 11,49,000.00 | 62,000.00 | | 10,87,000.00 |
| Advance To aided staff | 24,100.00 | | 22,900.00 | 47,000.00 |
| Staff Advance | 57,23,266.00 | 88,748.00 | 5,01,014.00 | 61,35,532.00 |
| Advance to Govt Aid Account | 1,25,000.00 | 1,25,000.00 | | - |
| Advance For Sports Championship | | | 7,76,250.00 | 7,76,250.00 |
| Sports Council-Mess Fee Receivable | | | 2,29,10,991.00 | 22,81,317.00 |
| Z Space Construction | -1,29,191.98 | 2,06,29,674.00 | 7,00,130.00 | 5,70,938.02 |
| Arpanam Builders | | | | 5,219.00 |
| CA Exam expenses Receivable | | | | 1,09,03,256.02 |
| Total | | | | |

Advances as on 31-03-2023

| | Opening Balance | Cr | Dr | |
|----------------------------------------------|-----------------|-----------|--------------|--------------|
| | 10,20,000.00 | | 5,20,000.00 | 5,00,000.00 |
| Advance For Library Construction | 40,00,000.00 | | 25,00,000.00 | 15,00,000.00 |
| Advance From Catholic Archbishops House | 29,356.00 | | | 29,356.00 |
| TCS Payable (MP Fund) | 10,000.00 | | 60,000.00 | -50,000.00 |
| Advance For NSS Campaign | 10,00,000.00 | | | 10,00,000.00 |
| Advances from Trichur Archdiocesan Charities | | 20,000.00 | 20,000.00 | - |
| Dr. John Paul | | | 20,000.00 | 20,000.00 |
| Dr. Sajesh | | | 20,000.00 | 20,000.00 |
| Febin Baby | | | 12,610.00 | 12,610.00 |
| Jeswin saju | | | 20,000.00 | 20,000.00 |
| Jina John | | | 20,000.00 | 20,000.00 |
| Ragesh Raghavan | | 20,000.00 | 20,000.00 | - |
| Sanjo Jose | | 19,000.00 | 20,000.00 | 1,000.00 |
| Sunil Sunny | | 5,000.00 | 20,000.00 | 15,000.00 |
| Viji M | | | | 30,87,966.00 |
| Total | | | | |



ST. THOMAS' COLLEGE, THRISSUR
CONSOLIDATED RECEIPT & PAYMENT ACCOUNT FOR THE YEAR ENDED 31.03.2023

| RECEIPTS | RS. PS. | RS. PS. | PAYMENTS | RS. PS. | RS. PS. |
|-----------------------------------|-----------------|-----------------|-----------------------------------------|--------------------|-----------------|
| To Opening Balances : | | | By Govt.Aid | | |
| Cash in hand | 4,77,950.89 | | " Salary & Allowances | 14,99,38,945.00 | |
| Bank Balance | 1,26,75,458.72 | | " Fees | 79,98,079.00 | |
| Fixed Deposits | 79,48,660.40 | 2,11,02,070.01 | " Library | 9,91,518.00 | |
| (As per Schedule) | | | " Caution Deposit | 3,36,960.00 | |
| " Govt.Aid | | | " Professional Tax | 2,76,250.00 | |
| Cash in Hand | 14,780.00 | | " Special PD Expenses | 51,396.00 | |
| SB Accounts Balances | 53,11,006.54 | | " Bank Interest Refunded | 2,51,254.00 | |
| Treasury SB Account balances | 82,48,286.00 | 1,35,74,072.54 | " MP Fund 2021-22 Bus Expenses | 29,35,644.00 | |
| " Govt.Aid | | | " TCS Paid | 29,357.00 | |
| " Salary & Allowances | 15,00,26,520.00 | | " GST -Tender Fee | 1,122.00 | |
| " Fees | 60,76,555.00 | | Accademic Maintenance | | |
| " Caution Deposit | 2,90,520.00 | | Sports Council-Mess Fee | 5,16,700.00 | |
| " Professional Tax | 2,76,250.00 | | Tender Fees | 11,740.00 | |
| " Sports Council-Mess Fee | 5,16,700.00 | | Miscellaneous | 2,000.00 | |
| " Tender Fees | 6,430.00 | | Bank charges | 2,042.33 | |
| " Bank Interest | 3,17,311.00 | | Insurance | 75,384.00 | |
| " Contributions From PTA | 75,384.00 | | Grants expenses | 54,95,464.70 | 16,89,13,856.03 |
| " ED ClubFund | 34,153.00 | | " Salary & Allowances | 2,19,73,168.00 | |
| " IEDC Fund | 2,000.00 | | " Charity & Donation | 1,55,486.00 | |
| " MP fund Received | 29,35,644.00 | | " Fellowship Paid | 5,30,155.00 | |
| " TCS | 29,357.00 | | " Certificate Verification | 22,000.00 | |
| " Management Account | 2,16,646.00 | | " Fee Refund | 6,58,601.00 | 2,33,39,410.00 |
| " Advance From Management Account | 4,12,266.00 | | " Accademic Maintenance-as per schedule | | 2,93,29,720.62 |
| " GST -Tender Fee | 1,122.00 | | " Physical Maintenance-as per schedule | | 2,39,74,497.70 |
| " Tender Security Deposit | 1,48,250.00 | | " Scholarship & E Grants | | 2,78,010.00 |
| " Grants received | 47,04,060.00 | 16,60,69,168.00 | " ESI Remitted | | 3,66,280.00 |
| " Fee Collection : | 6,07,67,849.38 | | " Rent Paid | | 50,000.00 |
| " Certificate Courses CCEK fees | 13,03,900.00 | | " Faculty Development Programme | | 3,540.00 |
| " Hostel Fee | 5,80,600.00 | | " Research fund Expenses | | 7,49,250.00 |
| | | | " Bank Loan Interest | | 28,43,260.00 |
| c/o | 6,26,52,349.38 | 20,07,45,310.55 | c/o | | 24,98,47,824.35 |



| | b/d | | b/d | | | |
|------------------------------------|----------------|-----------------|---------------------------------|----------------|--|-----------------|
| Examination Fees | 6,26,52,349.38 | 20,07,45,310.55 | | | | 24,99,47,924.35 |
| Consultancy Fees | 69,36,751.47 | 7,01,24,786.93 | " Govt. Aid Account | | | 2,19,546.00 |
| " Rent Received | | 24,38,937.32 | " TDS Remitted | 6,96,529.00 | | |
| " Sale of old things | | 5,757.81 | " TDS 22-23 | 11,815.00 | | 6,98,344.00 |
| " Value Added Course | | 14,12,204.34 | " Exam expenses | | | |
| " Research | | | CA | 7,38,739.00 | | |
| " CSR Fund | | | CS | 2,58,533.00 | | |
| " Scholarship & E Grant | | | " Other Exams | 6,90,065.00 | | 16,87,337.00 |
| " Donation & Contributions | | | " Research Lab Setting Expenses | | | 44,50,960.00 |
| Alumni Contributions | 20,00,000.00 | 6,55,860.00 | " Electricity Security Deposit | | | 10,94,990.00 |
| Donation from Philanthropists | 21,25,000.00 | 20,00,000.00 | " Loan Repayment | | | 59,16,409.00 |
| Others | 24,99,715.00 | 66,24,715.00 | " Advances | | | 70,85,863.00 |
| " Interest | | 2,63,275.00 | " Sundry Debtors | | | 7,56,790.00 |
| " Placement cell Contribution | | 37,000.00 | " Hostel Fee Advance Repaid | | | 15,250.00 |
| " OSA & PTA Fund | | 1,06,700.00 | " Hall/Ground Caution Deposit | | | 54,250.00 |
| " Miscellaneous receipt | | 67,870.07 | " Caution Deposit-students | | | 2,01,000.00 |
| " Fellowship Received | | 6,000.00 | " GST Paid | | | 7,08,517.66 |
| " Consolation Fellowship | | 50,000.00 | " Fixed Assets Additions | | | 1,59,71,342.51 |
| " Certificate Verification Charge | | 2,500.00 | " Closing Balances : | | | |
| " Research Seed Money | | 25,000.00 | " Govt. Aid | | | |
| " Sale of Application | | 2,11,440.67 | Cash in Hand | 13,665.00 | | |
| " Sports Income | | 5,46,614.95 | SB Accounts Balances | 54,49,808.51 | | |
| " Advance From St. Thomas Accademy | | 8,50,000.00 | Treasury SB Account balances | 52,65,911.00 | | 1,07,29,384.51 |
| " Advances | | 1,08,610.00 | Cash in hand | 4,64,759.59 | | |
| " Advance returned | | | Bank Balance | 1,19,84,591.12 | | |
| CA | 7,33,520.00 | | Fixed Deposits | 26,31,156.00 | | 1,50,80,506.71 |
| CS | 2,58,533.00 | | (As per Schedule) | | | |
| " Other Exams | 7,31,565.00 | 17,23,618.00 | | | | |
| " ESII Collected | | 69,188.00 | | | | |
| " Sundry Creditors | | 5,77,066.60 | | | | |
| | c/o | 28,92,89,715.24 | | c/o | | 31,45,15,414.74 |



| | | | | |
|-------------------------------|-----|-----------------|-------|-----------------|
| Bank Loans | b/d | 28,92,89,715.24 | b/d | 31,45,15,414.74 |
| " Hostel Mess Fees receivable | | 2,28,80,798.00 | | |
| " Endowment Received | | 4,39,200.00 | | |
| " TDS Refund | | 1,75,000.00 | | |
| " TDS Collected | | 39,061.00 | | |
| " GST Collected | | 7,05,987.00 | | |
| " Caution Deposit-students | | 7,46,403.50 | | |
| " Caution Deposit-Hall | | 1,86,000.00 | | |
| | | 53,250.00 | | |
| Total | | 31,45,15,414.74 | Total | 31,45,15,414.74 |

Thirissur/26.12.2023

AS PER OUR REPORT OF EVEN DATE

UDIN: 23012056BGPXRL6880

Authorised Signatory
Name:



For ABRAHAM & JOSE
Chartered Accountants
FRN: 0000710 S
Jose Pottokaran
JOSE POTTOKARAN
Partner (No: 012056)

ST. THOMAS' COLLEGE, THRISSUR

CONSOLIDATED INCOME AND EXPENDITURE ACCOUNT FOR THE YEAR ENDED 31.03.2023

| EXPENDITURE | | RS. | PS. | INCOME | | RS. | PS. | RS. | PS. |
|----------------------------------------|-----------------|-----|-----|------------------------------------|-----------------|-----|-----|-----------------|-----|
| To Govt Aid | | | | By Govt Aid | | | | | |
| " Salary & Allowances | 14,99,38,945.00 | | | " Salary & Allowances | 15,00,26,520.00 | | | | |
| " Fees | 79,98,079.00 | | | " Fees | 60,76,555.00 | | | | |
| " Library | 9,91,518.00 | | | " Caution Deposit | 2,90,520.00 | | | | |
| " Caution Deposit | 3,36,960.00 | | | " Professional Tax | 2,76,250.00 | | | | |
| " Professional Tax | 2,76,250.00 | | | " Sports Council-Mess Fee | 5,16,700.00 | | | | |
| " Special PD Expenses | 51,396.00 | | | " Tender Fees | 6,430.00 | | | | |
| " Bank Interest Refunded | 2,51,254.00 | | | " Bank Interest | 3,17,311.00 | | | | |
| Academic Maintenance | | | | " Contributions From PTA | 75,384.00 | | | | |
| Sports Council-Mess Fee | 5,16,700.00 | | | " IEDC Fund | 2,000.00 | | | | |
| Tender Fees | 11,740.00 | | | " ED Club Fund | 34,153.00 | | | | |
| Miscellaneous | 2,000.00 | | | " MP fund Received | 29,35,644.00 | | | | |
| Bank charges | 2,042.33 | | | " Grants received | 47,04,060.00 | | | | |
| Insurance | 75,384.00 | | | " Management account | 2,16,646.00 | | | | |
| Grants expenses | 54,95,464.70 | | | " Amount Transferred To To Govt Gr | 9,09,906.63 | | | 16,63,88,079.63 | |
| Depreciation | 4,40,346.60 | | | | | | | | |
| | | | | | | | | | |
| " Salary & Allowances | 2,19,73,168.00 | | | " Fee Collection : | 6,01,14,954.38 | | | | |
| " Charity & Donation | 1,55,486.00 | | | " Certificate Courses CCEK fees | 13,03,900.00 | | | | |
| " Rent Paid | 50,000.00 | | | " Hostel Fee | 5,80,600.00 | | | | |
| " ESI Remitted | 2,72,271.00 | | | " Examination Fees | 69,36,751.47 | | | | |
| | | | | " Rent Received | 24,38,937.32 | | | | |
| " Academic Maintenance-as per schedule | | | | " Sale of old things | 5,757.81 | | | | |
| " Physical Maintenance-as per schedule | | | | " Consultancy Fees | 5,35,686.08 | | | | |
| " Faculty Development Programme | | | | " Value Added Course | 14,12,204.34 | | | 7,33,28,791.40 | |
| " Govt Aid Account | | | | " Research | | | | 6,55,860.00 | |
| " Bank Loan Interest | | | | " CSR Fund | | | | 20,00,000.00 | |
| | | | | | | | | | |
| " Remuneration Receivable W/OFF | | | | " Placement cell Contribution | | | | 37,000.00 | |
| " Advance to Management W/OFF | | | | " Sports Income | | | | 5,46,614.95 | |
| " Depreciation | | | | " OSA & PTA Fund | | | | 1,06,700.00 | |
| c/o | | | | c/o | | | | 24,30,63,045.98 | |



| | | | | | |
|-------|--|-----------------|-------------------------------------|--------------|-----------------|
| b/d | | 26,03,50,889.38 | b/d | - | 24,30,63,045.98 |
| | | | " Miscellaneous receipt | | 67,870.07 |
| | | | " Consolation Fellowship | | 50,000.00 |
| | | | Scholarship & E Grant | | 3,01,750.00 |
| | | | " Sale of Application | | 2,11,440.67 |
| | | | " Interest | | 2,96,417.00 |
| | | | " Donation & Contributions | | |
| | | | Alumni Contributions | 20,00,000.00 | |
| | | | Donation from Philanthropists | 21,25,000.00 | |
| | | | Others | 24,99,715.00 | 66,24,715.00 |
| | | | " Excess Of Expenditure Over Income | | 97,35,650.66 |
| Total | | 26,03,50,889.38 | Total | | 26,03,50,889.38 |

AS PER OUR REPORT OF EVEN DATE

Thrissur/26.12.2023

UDIN: 23012056BGPXRL6880

Authorised Signatory
Name:



For ABRAHAM & JOSE
Chartered Accountants
FRN: 0200105

Jose Potto
JOSE POTTOKARAN
Partner (No. 012056)

ST. THOMAS' COLLEGE, THRISSUR
CONSOLIDATED BALANCE SHEET AS AT 31.03.2023

| LIABILITIES | RS. | PS. | RS. | PS. | ASSETS | RS. | PS. | RS. | PS. |
|---------------------------------------------------|----------------|-----|-----------------|-----|---------------------------------------|----------------|-----|-----------------|-----|
| St Thomas College Fund | | | | | Fixed Assets | | | | |
| As per last B/S | 8,23,53,862.90 | | | | (As per Schedule) | | | 9,43,91,200.97 | |
| Additions(Opening Balance in Controller Of Exams) | 59,15,285.23 | | | | | | | | |
| Less:Excess Of Expenditure | | | | | | | | | |
| Over Income | 97,35,650.66 | | 7,85,33,497.47 | | | | | | |
| Endowment Fund | | | | | Security Deposit | | | | |
| As per last B/S | 25,95,299.84 | | | | (As per Schedule) | | | 16,24,278.00 | |
| Add : Additions | 1,75,000.00 | | | | | | | | |
| Less:Transferred to Research Fund | 7,40,500.00 | | 20,29,799.84 | | Advances and Other receivables | | | | |
| | | | | | (As per Schedule) | | | 1,09,03,256.02 | |
| Seetharaman Reserch Fund | | | | | TDs Receivable | | | | |
| Add: Transferred | 41,98,813.00 | | | | 2020-21 | 39,061.00 | | | |
| Less: Utilised | 7,40,500.00 | | 4,82,153.00 | | Less: Received | 39,061.00 | | | |
| | 44,57,160.00 | | | | 2021-22 | 57,516.00 | | | |
| Caution Deposit | | | | | 2022-23 | 27,641.31 | | | |
| As per last B/S | 3,97,844.00 | | | | Interest Receivable 2022-23 | | | 85,157.31 | |
| Add: Addition | 2,36,250.00 | | | | | | | 1,57,275.00 | |
| Less: Paid | 2,52,250.00 | | 3,81,844.00 | | Sundry Debtors | | | 8,10,400.00 | |
| Advances As Per Schedule | | | | | | | | | |
| | | | 30,87,966.00 | | Closing Balances : | | | | |
| Temporary Advance from St.Thomas Accadamy | | | | | Cash in hand | 4,64,759.59 | | | |
| | | | 5,50,000.00 | | Bank Balance | 1,19,84,591.12 | | | |
| Other Liabilities | | | | | Fixed Deposits | 26,31,156.00 | | 1,50,80,506.71 | |
| Sundry Creditors | | | | | (As per Schedule) | | | | |
| Expenses Payable | | | 9,35,740.60 | | | | | | |
| Bank Loans as per schedule | | | 3,31,899.10 | | | | | | |
| | | | 3,67,19,174.00 | | | | | | |
| c/o | | | 12,30,52,074.01 | | c/o | | | 12,30,52,074.01 | |



| | b/d | | 12,30,52,074.01 | b/d | | 12,30,52,074.01 |
|----------------------------------------|-----|--------------------|------------------------|-----|--|------------------------|
| Fee Advance | | 15,250.00 | | | | |
| Repaid | | -15,250.00 | | | | |
| Government Grant & Aid Fund | | | | | | |
| Opening Balance | | 78,50,806.54 | | | | |
| Less: Amount Transferred | | 9,09,906.63 | | | | |
| Advance From Management | | 69,40,899.91 | | | | |
| Opening Balance | | 57,23,266.00 | | | | |
| Additions | | 4,12,266.00 | | | | |
| Tender Security Deposit | | 61,35,532.00 | | | | |
| (Ashok Leyland) | | | | | | |
| Total | | 1,48,250.00 | | | | |
| | | | 13,62,76,755.92 | | | 13,62,76,755.92 |

AUDITORS' REPORT

We have audited the foregoing Consolidated Receipts & Payments Account and Income & Expenditure Account of St. Thomas College, Thrissur for the year ended 31.03.2023 and Balance Sheet as at 31.03.2023 with books of accounts and vouchers produced before us and found them correct.

Thrissur/26.12.2023

UDIN: 23012056BGPRXL6880

Authorised Signatory
Name:



For ABRAHAM & JOSE
Chartered Accountants
FRN: 0000/10 S

[Signature]

JOSE POTTORARAN
Partner (No: 012056)

ST. THOMAS' COLLEGE, THRISSUR

Schedules forming part of Consolidation as on 31-03-2023

Grants received


| | |
|-------------------------|---------------------|
| E - Grantz | 14,72,855.00 |
| EMD & SD | 6,817.00 |
| KSCSTE | 5,24,155.00 |
| KSHEC | 15,600.00 |
| Urjakiran | 49,000.00 |
| NSS | 1,36,400.00 |
| UGC Fund Received | 19,48,165.00 |
| Biodiversity Board Fund | 1,50,000.00 |
| CSIR | 1,91,068.00 |
| ED Club | 10,000.00 |
| IEDC | 2,00,000.00 |
| | <u>47,04,060.00</u> |

Grants expenses

| | |
|-------------------------|---------------------|
| E - Grantz | 15,58,805.00 |
| EMD & SD | 6,817.00 |
| KSCSTE | 5,24,155.00 |
| NSS | 1,36,400.00 |
| Urjakiran | 49,000.00 |
| KSHEC | 52,000.00 |
| Biodiversity Board Fund | 1,50,000.00 |
| UGC Fund Utilized | 27,92,588.70 |
| ED Club Expenses | 15,540.00 |
| CSIR | 1,67,835.00 |
| IEDC | 42,324.00 |
| | <u>54,95,464.70</u> |

Bank Balances as on 31-03-2023


| | |
|------------------------------|--------------|
| CSB SB No. 29903826351195001 | 1,90,718.50 |
| SBI 1411 | 1,83,982.07 |
| SBI 72105 | 3,011.25 |
| CSB SB No.103726176195001 | 6,895.50 |
| CSB SB No. 102579107190001 | 2,61,646.95 |
| CSB SB No.6136190001 | 8,295.00 |
| CSB SB No. 190004 | 1.00 |
| SBI 92504 | 4,14,291.02 |
| Federal Bank 8067 | 36,80,890.00 |
| CSB 4429144-190001 | 19,391.20 |
| CSB SB No. 190001 | 96,356.80 |
| CSB SB No. 190002 | 19,787.33 |
| Federal Bank 7689 | 8,97,778.67 |



| | |
|---------------------------|-----------------------|
| SIB SB No. 21778 | 32,156.75 |
| SIB SB No. 22657 | 12,285.25 |
| SBI SB No. 32370976265 | 38,318.50 |
| SIB Current A/c No. 00815 | 99,956.48 |
| SIB RD A/c No. 4090 | 45,965.00 |
| SIB RD A/c No. 4091 | 45,965.00 |
| Bank Guarantee Deposit | 4,070.00 |
| FBSB No. 7804 | 3,02,441.00 |
| CSB SB No. 83046 | 25,121.05 |
| CSB SB No. 87364 | 6,085.50 |
| SBI SB No. 308762 | - |
| SBI CD A/c | 77,910.85 |
| Federal Bank SB No.7697 | 55,11,270.45 |
| | <u>1,19,84,591.12</u> |

Accademic Maintenance

| | |
|-------------------------------------|--------------|
| Research - Seed Money | 1,04,450.00 |
| Printing & Stationery | 11,39,896.00 |
| Postage & Telephone | 9,74,500.65 |
| Administration Expenses | 29,02,000.10 |
| Audit Fee | 91,860.00 |
| University Union Fee | 23,08,160.00 |
| Medical (First Aid) | 6,304.00 |
| Value Added Course Expenses | 22,60,640.00 |
| Affiliation Fee | 1,33,330.00 |
| Examination | 7,615.00 |
| Project Fee | 66,500.00 |
| Fee Concession | 13,76,005.00 |
| Seminar and Courses-As per Schedule | 1,86,530.00 |
| College Activities & Programme | 62,58,525.06 |
| Financial Support to Teachers for | |
| Professional Development | 1,19,810.38 |
| Bulk Mail & SMS Charges | 33,290.49 |
| Prize & Awards | 16,300.00 |
| Mess Expenses | 79,879.00 |
| Lab Expenses | 2,18,316.00 |
| Certificate Courses CCEK Expenses | 14,05,255.00 |
| Miscellaneous Expenses | 4,548.45 |
| Freeship-Arts Cultural programes | 2,24,508.00 |
| Freeship- Sports training | 16,08,653.00 |
| Endowment given | 1,06,450.00 |
| Rates, Fines & Taxes | 3,42,840.69 |




| | |
|---------------------------------|-----------------------|
| | 2,179.00 |
| Therattu Fees | 45,91,337.68 |
| Exam Expenses | 2,25,900.00 |
| Old Students' Association & PTA | 22,43,738.81 |
| Software maintenance | 2,49,572.00 |
| Placement Cell Expenses | <u>2,92,88,894.31</u> |

Physical Maintenance

| | |
|----------------------|-----------------------|
| Electricity & Water | 22,62,435.00 |
| Repair & Maintenance | 1,97,12,062.70 |
| CSR Fund | 20,00,000.00 |
| | <u>2,39,74,497.70</u> |

Seminar and Courses-

| | |
|------------------------|--------------------|
| National Statistic Day | 12,120.00 |
| Research Scholar Meet | 82,402.00 |
| Seminar & Courses | 82,228.00 |
| Webinar Honararium | 51,030.00 |
| Corporate Training | -41,250.00 |
| | <u>1,86,530.00</u> |



ST. THOMAS' COLLEGE, THRISSUR

Schedules forming part of Consolidation as on 31-03-2023

Grants received

| | |
|-------------------------|---------------------|
| E - Grantz | 14,72,855.00 |
| EMD & SD | 6,817.00 |
| KSCSTE | 5,24,155.00 |
| KSHEC | 15,600.00 |
| Urjakiran | 49,000.00 |
| NSS | 1,36,400.00 |
| UGC Fund Received | 19,48,165.00 |
| Biodiversity Board Fund | 1,50,000.00 |
| CSIR | 1,91,068.00 |
| ED Club | 10,000.00 |
| IEDC | 2,00,000.00 |
| | <u>47,04,060.00</u> |

Grants expenses

| | |
|-------------------------|---------------------|
| E - Grantz | 15,58,805.00 |
| EMD & SD | 6,817.00 |
| KSCSTE | 5,24,155.00 |
| NSS | 1,36,400.00 |
| Urjakiran | 49,000.00 |
| KSHEC | 52,000.00 |
| Biodiversity Board Fund | 1,50,000.00 |
| UGC Fund Utilized | 27,92,588.70 |
| ED Club Expenses | 15,540.00 |
| CSIR | 1,67,835.00 |
| IEDC | 42,324.00 |
| | <u>54,95,464.70</u> |

Bank Balances as on 31-03-2023

| | |
|---------------------------|--------------|
| CSB SB No. 29903826351191 | 1,90,718.50 |
| SBI 1411 | 1,83,982.07 |
| SBI 72105 | 3,011.25 |
| CSB SB No.1037261761950C | 6,895.50 |
| CSB SB No. 10257910719001 | 2,61,646.95 |
| CSB SB No.6136190001 | 8,295.00 |
| CSB SB No. 190004 | 1.00 |
| SBI 92504 | 4,14,291.02 |
| Federal Bank 8067 | 36,80,890.00 |
| CSB 4429144-190001 | 19,391.20 |
| CSB SB No. 190001 | 96,356.80 |



| | |
|---------------------------|-----------------------|
| CSB SB No. 190002 | 19,787.33 |
| Federal Bank 7689 | 8,97,778.67 |
| SIB SB No. 21778 | 32,156.75 |
| SIB SB No. 22657 | 12,285.25 |
| SBI SB No. 32370976265 | 38,318.50 |
| SIB Current A/c No. 00815 | 99,956.48 |
| SIB RD A/c No. 4090 | 45,965.00 |
| SIB RD A/c No. 4091 | 45,965.00 |
| Bank Guarantee Deposit | 4,070.00 |
| FBSB No. 7804 | 3,02,441.00 |
| CSB SB No. 83046 | 25,121.05 |
| CSB SB No. 87364 | 6,085.50 |
| SBI SB No. 308762 | - |
| SBI CD A/c | 77,910.85 |
| Federal Bank SB No.7697 | 55,11,270.45 |
| | <u>1,19,84,591.12</u> |

