



ST. THOMAS COLLEGE (AUTONOMOUS)
THRISSUR, KERALA - 680 001



NAAC 5th Cycle Accreditation

NAAC (4th Cycle): A++ Grade, 3.70 Score
NIRF Ranking 2022: 53

www.stthomas.ac.in
iqac@stthomas.ac.in

ERP (Enterprise Resource Planning)

St. Thomas Academic Management System

STAMS

User Manual



St. Thomas College, (Autonomous) Thrissur



TABLE OF CONTENTS

Student Module

Student Calendar

Regular Time Table

Subject Communities

Choice Based Credit System

Student Fee Management

Online Class

Attendance

Student Performance Info

Digital Library

End Semester Exam Registration

Improvement/ Supplementary Exam Registration

Exam Revaluation

Grace Mark Request

Sem- Term Registration

Interim Course Survey

Course Exit Survey

Grievance Redressal Forum

Staff / College Evaluation



ST. THOMAS COLLEGE (AUTONOMOUS)
THRISSUR, KERALA - 680 001



NAAC 5th Cycle Accreditation

NAAC (4th Cycle): A++ Grade, 3.70 Score
NIRF Ranking 2022: 53

www.stthomas.ac.in
iqac@stthomas.ac.in

Student Leave Management

Placement Notification and Training

Message Box and Notice Board

Push Notification Service



Faculty Module

Faculty Time Table

Course and Batch Details

Outcome Based Education Configuration

Lesson planner

Online Class Management

Attendance Marking and Repeat Generation

Course Material Distribution

Assessments

Assignment

Sessional/Internal Examination

Question Paper Generation

Course File/Course Diary Generation

Internal Mark Computation and Normalisation

Custom Report Generator

Online Examination

Staff Active Report

Daily Work Log Submission

Staff Appraisal



Student Module Features

Student Account:

The screenshot shows a student account interface. At the top, there's a navigation bar with 'Home', 'My performance', 'Documents', 'My Library', and 'Placements'. Below this, a student profile picture is shown on the left. The main area is divided into sections: 'NOTIFICATIONS' with 'Assignments 10', 'Announcements', 'From Tutor', and 'Exams 25'. Below that, it says 'BATCH: EG2021, S1'. There are tabs for 'Calendar', 'Timetable', 'Subjects', and 'Attendance'. A legend identifies event types: Examinations (red), Holidays (green), Assignments (purple), Multiple Events (orange), Special events (brown), Quizzes (pink), and Ordinary events (blue). The calendar for July 2021 is displayed, showing a 'Lecture in Laboratory' event on Monday, July 5th. A sidebar on the left contains various menu items like 'Profile Settings', 'My Focus', 'Attendance', 'Assignment Mark', 'My Performance', 'University Results', 'Hostel & Transport', 'Message box (5)', 'Grievance', and 'Rules and Regulations'. A 'NOTICE' banner is visible on the right side.

Each student will be given a student account, to which they can log in using the credentials provided by the institution. All the activities that a student requires in their academic duration can be accessed and performed in the student account.

Student Calendar:

In the student calendar, important events such as examinations, assignment submissions, other academic events, and holidays will be listed.

The events shown in the calendar can be declared by faculty or other administrators in the institution.

Regular Time Table:

In the timetable, regular timetables of each week will be displayed.

On clicking on the play button in the timetable, students can join the online class.

Students also have the option to add short notes and course materials to each hour displayed in the timetable.



NOTIFICATIONS
 Assignments 10 | Announcements | From Tutor | Exams 23

BATCH: EC2021, S1

Calendar | Timetable | Subjects | Attendance

Time table from 05-07-2021 to 10-07-2021

Days/Hours	Hour 1		Hour 2		Hour 3		Hour 4		Hour 5		Hour 6		Hour 7	Hour 8
	Start	End	Start	End	Start	End	Start	End	Start	End	Start	End	Start	End
Monday 05-07-2021	EE100 (ab1) [08:30 AM to 09:30 PM]	+	MA201 (faculty02) [09:45 AM to 10:45 AM]	+	HS 200 (faculty01) [11:30 AM to 12:30 PM]	+	EE100 (ab1) [01:00 PM to 02:00 PM]	+	MA201 (faculty02) [02:05 PM to 03:00 PM]	+	HS 200 (faculty01) [03:05 PM to 04:00 PM]	+		
Tuesday 06-07-2021	EE100 (ab1) [08:30 AM to 09:30 PM]	+	HS 200 (faculty01) [09:45 AM to 10:45 AM]	+	EE100 (ab1) [11:30 AM to 12:30 PM]	+	MA201 (faculty02) [01:00 PM to 02:00 PM]	+	HS 200 (faculty01) [02:05 PM to 03:00 PM]	+	MA201 (faculty02) [03:05 PM to 04:00 PM]	+		
Wednesday 07-07-2021	HS 200 (faculty01) [08:30 AM to 09:30 PM]	+	MA201 (faculty02) [09:45 AM to 10:45 AM]	+	HS 200 (faculty01) [11:30 AM to 12:30 PM]	+	EE100 (ab1) [01:00 PM to 02:00 PM]	+	MA201 (faculty02) [02:05 PM to 03:00 PM]	+	HS 200 (faculty01) [03:05 PM to 04:00 PM]	+		

Subject Communities:

Under the subject community tab, all subjects studied by the student will be listed.

NOTIFICATIONS
 Assignments 10 | Announcements | From Tutor | Exams 23

BATCH: EC2021, S1

Calendar | Timetable | Subjects | Attendance

Semester: S1

- EE100 (Abhinam)
- HS 200 (faculty01)
- LD (Abhinam)
- MA201 (faculty02)
- YCSGA (yca)

Subjects studied in the current semester will be listed by default. Students also have the option to access subjects of previous semesters as well.

Inside each subject community there will be complete data related to the subject such as:

- Syllabus
- Coverage of Topic
- Course Materials
- Assignment Submission



OPEN ELECTIVES CBCS 2020-21
CBCS

Elective 1
You can select one subject from this group:

<input type="checkbox"/>	ZOOE 4118 A JOURNEY INTO THE ANIMAL WORLD AND HUMAN LIFE 2021	Available (11)
<input type="checkbox"/>	CHCE 4315 CHEMISTRY OF FOOD PRODUCTION 2021	Available (75)
<input type="checkbox"/>	BTOE 4118 BIOTECHNOLOGY NOW AND BEYOND 2021	Available (90)
<input type="checkbox"/>	BOCE 4118 APPLIED BOTANY 2021	Available (85)
<input type="checkbox"/>	CHCE 4118 COSMETIC CHEMISTRY 2021	Available (48)
<input type="checkbox"/>	MBOE 4118 MICROBIAL DISEASES: CAUSES, PREVENTION AND CURE 2021	Not Available
<input type="checkbox"/>	ENVCE 4118 ENVIRONMENTAL AND HEALTH 2021	Available (50)
<input type="checkbox"/>	CHCE 4215 INDUSTRIAL AND MATERIAL CHEMISTRY 2021	Available (155)

Student Fee Management:

Students can make the fee payment from their account, once the fee is assigned to them.

PAY FEES

PAY FEE

Note : Please select Fee head(s) to pay your fee(s).

<input checked="" type="checkbox"/>	Fee Head	Fees	Paid	Balance
<input checked="" type="checkbox"/>	Tuition Fee	75000	0	75000
<input checked="" type="checkbox"/>	Admission Fee	500	0	500
	Total	75500	0	75500

Total amount you are going to pay : ₹ 75500

Pay Online Generate Chellan

Online Class:

Online class details will be visible for the students in the timetable as well as in the online meeting option in the left side menu panel.

When the time arrives, they can click on the play button and join the meeting. In the online meeting option students can see live, upcoming and old meetings.



#	Name	Description	Meeting Date	Join
1	Analytical Chemistry	Analytical Chemistry	07-07-2021, 09:05:00 am	Join

Attendance:

The attendance details and percentage of the students will be visible in the student login so that students can view their attendance subject wise, date wise and overall percentage.


Attendance Percentage:	Hour-wise
From 01-12-2020 to 31-01-2021	
Attended Hours	: 7
Total Hours	: 7
Attendance Percentage	: 100%

End Semester Exam Registration:

When an examination is declared by the examination controller, students can register for the examination from their login using the exam registration option.



The name of the examination registration will be displayed, students can apply, pay the registration fee online and enroll for the examination.



- Profile Settings
- Attendance
- Choice Based Education
- Assignment Mark
- My Performance
- Sessional Exam / Re-test Registration
- Exam Registration**
 - Registration
 - Seat Arrangement
- Exam Revaluation
- Supplementary / Improvement
- Hostel & Transport
- Message box (0)
- Grievance
- Rules and Regulations
- Committee
- Grace Marks
- Consolidated Certificate
- Special Exam

EXAM REGISTRATION

End Semester Exam 2021

#	Subject Name	Fees
1	CHE2C02 (PHYSICAL CHEMISTRY)	100
2	BOT2B02T (MICROBIOLOGY MYCOLOGY, LICHENOLOGY & PLANT PATHOLOGY)	100
3	ENG2 A03 (WRITING FOR ACADEMIC AND PROFESSIONAL SUCCESS)	100
4	ENG2 A04 (ZEITGEIST:- READING ON SOCIETY AND CULTURE)	100
5	ZOL2C02T (ECONOMIC ZOOLOGY)	100
6	HIN2A08(1) (GRAMMER AND TRANSACTION)	100
Total Subject Fees :		600

Other Fees

Sl.no	Fees	Amount
1	Centralised Valuation Camp	
2	Application Fee	
3	Mark List	
4	Provisional Certificate Fee	
5	VivaVoce	
Total Fees :		0

Fine

Sl.no	Fine	Amount
1	Without Fine	0.00
Total Fine :		0

Total amount to pay = 600

Improvement/ Supplementary Exam Registration:

Students have the provision to register for improvement / supplementary examination of their choices based on the rules and regulations given by the examination controller.

Student Performance Info:

In Student performance info examination marks can be viewed, also provisional marks card of End Semester / Supplementary examination can be viewed and downloaded.



SEMESTER END EXAM

Select Semester: S2

Course Code	Course Name	Marks Awarded			Max. Marks	Credit (C)	Grade Point (G)	Credit Point (CG)	Course Grade	Status
		IA	ESE	Total						
SDC2ST04(P)	MINI PROJECT		95	95	100	4.00	5.0	24	A-	P
SDC2T23H4(P)	SQL I & II	20	72	92	100	5.00	6.0	30	A	P
SDC2CS03	INTRODUCTION TO RDBMS AND SQL	18	65	83	100	4.00	5.0	20	A	P
BI (C2M1)02	MATHS (MATHEMATICS) OR DATA SCIENCE II	20	65	85	100	4.00	5.0	20	A	P
CEC2EG02	WAYS WITH WORDS	18	43	61	100	4.00	3.0	12	C	P
GLC2M1)02	MALAYALAM BHASHAYUM SAI II (P)AVULM II	18	65	83	100	4.00	5.0	20	A	P
SDC2ST03	PROBABILITY AND RANDOM VARIABLES	20	53	73	100	5.00	4.0	20	B	P

Credit Point of Semester 2 - 146

SCPA = 4.67 Grade: A

Print Preview

Digital Library:

A digital library, also called an online library, an internet library, a digital repository, or a digital collection of online resources. The digital library contents can be accessed from the student account.

Exam Revaluation:

Once the exam results are declared and the revaluation is opened, students can apply for the revaluation / re-totaling, scrutiny from their portal.

Grace Marks Request:

Students who have participated in various arts, sports or cultural programs can apply for grace marks using the grace marks module and on approval of the examination controller, they can claim the mark.

Sem Term Registration:

Using sem-term registration students can register for the next semester.



Sem term registration option will only be visible in the student login if the registration is opened for that batch.

Here, students have to confirm registration by entering academic details, credit score, activity points, and fees remittance details.

Interim Course Survey:

Students have the provision to participate in a course survey which is conducted at regular intervals, to evaluate the course delivery process and to measure the students' feedback.

Course Exit Survey:

Using the course exit survey, the students who have completed their course are given opportunities to reflect and provide feedback on their own learning. The survey result can be used for measuring the course outcome as well as to implement any improvements required in the course.

Grievance Redressal Forum:

Students send their grievances to department HOD. HOD forwards it to the staff assigned in the grievance cell. Required action is taken by staff. Action taken status would be visible in HOD login as well as student login.



SEND MESSAGE

To: HOD

Subject: Regarding issues faced during tech fest

Message: Regarding Issues faced during tech fest

Send Cancel

Profile Settings
My Fees
Attendance
Assignment Mark
My Performance
University Results
Hostel & Transport
Message box (7)
Grievance
Send Messages
View Sent Messages

Staff/ College Evaluation and Feedback Collection:

Students can participate in staff evaluation through which they can submit the feedback and rating about the faculty who is handling various courses in their class.

The result evaluation performed by the students can be accessed by the head of the institution.

Faculty Evaluation

1) Portion Coverage

a) Excellent b) Very Good

2) Punctuality of the faculty

a) Excellent b) Fair
 c) Poor

3) Effectiveness of notes

a) Excellent b) Very Good
 c) Poor

Dr. Lasya Neal
Analytical Chemistry



Student Leave Management:

In students leave management students can apply for the leave.

Once the leave is sanctioned it will be visible for the students as approved. Students can also request for duty leave using the Leave Management feature.

LEAVE APPLICATION

LEAVE TYPE *

DUTY LEAVE REMARK *

DAY * Single Multi

LEAVE ON *

SESSION * Full Day
 1st Hour 2nd Hour 3rd Hour 4th Hour
 5th Hour 6th Hour 7th Hour 8th Hour

LEAVE REASON *

LEAVE DESCRIPTION *

You have 456 chars left.

ATTACHMENT supported format(s): pdf upload limit: 1MB

Left Sidebar:

- Profile Settings
- My Fees
- Attendance
- Assignment Mark
- My Performance
- University Results
- Hostel & Transport
- Message box (7)
- Grievance
- Rules and Regulations
- Committee
- Evaluation
- Job
- Mess
- Leave Management**
 - Apply For Leave**
 - Applied Leave(s)



Placement Notification and Training:

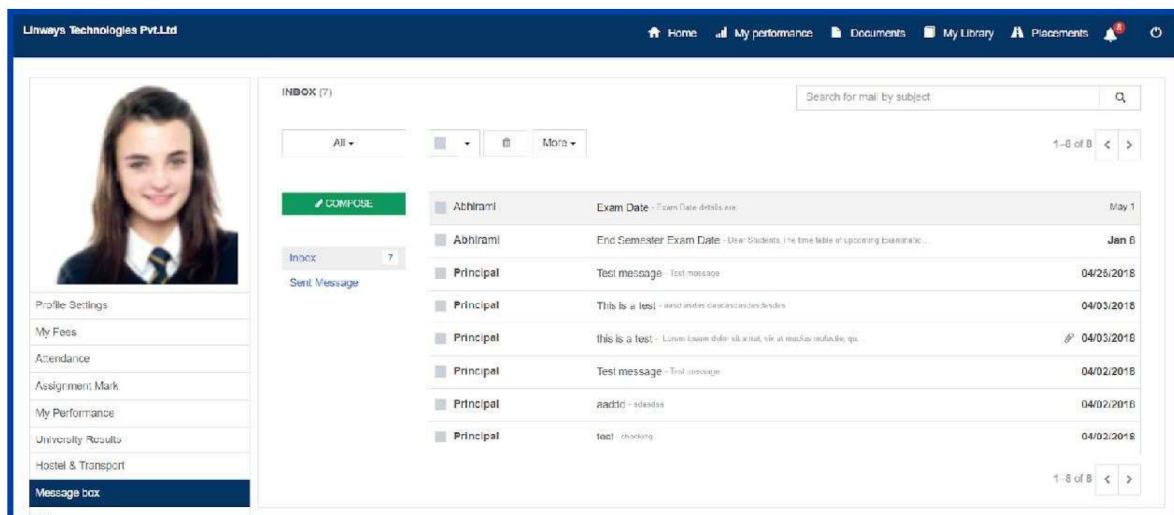
The notification about the upcoming placement activities and the placement training can be notified to the students by the placement officer.

Push Notification Service:

The student will receive push notifications on their mobile application when important events such as online classes, assignments, exams are created by the faculty.

Message Box and Notice Board:

In the message box students can compose and receive messages. They can compose messages to students as well as faculty. They can also receive messages from students and faculties which will be visible in their inbox.





Faculty Module Features

Faculty Time Table:

Hours assigned for faculty on each day will be visible in the timetable.

Days/Hour	Hour1 8:30 AM-9:30 AM	Hour2 9:45 AM-10:45 AM	Hour3 11:30 AM-12:30 PM	Hour4 1:00 PM-2:00 PM	Hour5	Hour6 3:05 PM-4:00 PM	Hour7	Hour8
Day 1 5th July 2021 Monday	Time: 8:30 AM - 9:30 AM EE199(EC2021)			Time: 1:00 PM - 2:00 PM EE108(EC2021)				
Day 2 6th July 2021 Tuesday	Time: 8:30 AM - 9:30 AM LL189(LG2021)		Time: 11:30 AM - 12:30 PM EE180(FG2021)					
Day 3 7th July 2021 Wednesday				Time: 1:00 PM - 2:00 PM EE108(EC2021)				
Day 4 8th July 2021 Thursday	Time: 8:30 AM - 9:30 AM EE199(EC2021)					Time: 3:05 PM - 4:00 PM EE199(EC2021)		

- If the attendance of an hour is not marked, then it will be visible in pink color.
- Faculty can click on the mark attendance option to mark the attendance.
- Once the attendance is marked for an hour then the subject tile will be visible in green color.
- An online class can be scheduled and started using the video button shown on the hour tile.
- Clicking on the play button online classes can be conducted.

Course and Batch Details:

The faculty dashboard shows a virtual representation of the batches assigned to the faculty.

On clicking a batch data of the students present in the respective can be accessed.

All the academic activities related to the subject can be performed inside the batch file.



Outcome-Based Education Configuration:

The configuration related to the outcome-based education starting from Course Outcome Creation to CO- PO matrix can be generated in the faculty account.

Create Course Outcome

Faculty can create course outcomes for their course and can map the course outcomes with the program outcomes defined by the IQAC coordinator or the head of the department.

University/ End Semester Exam Rule:

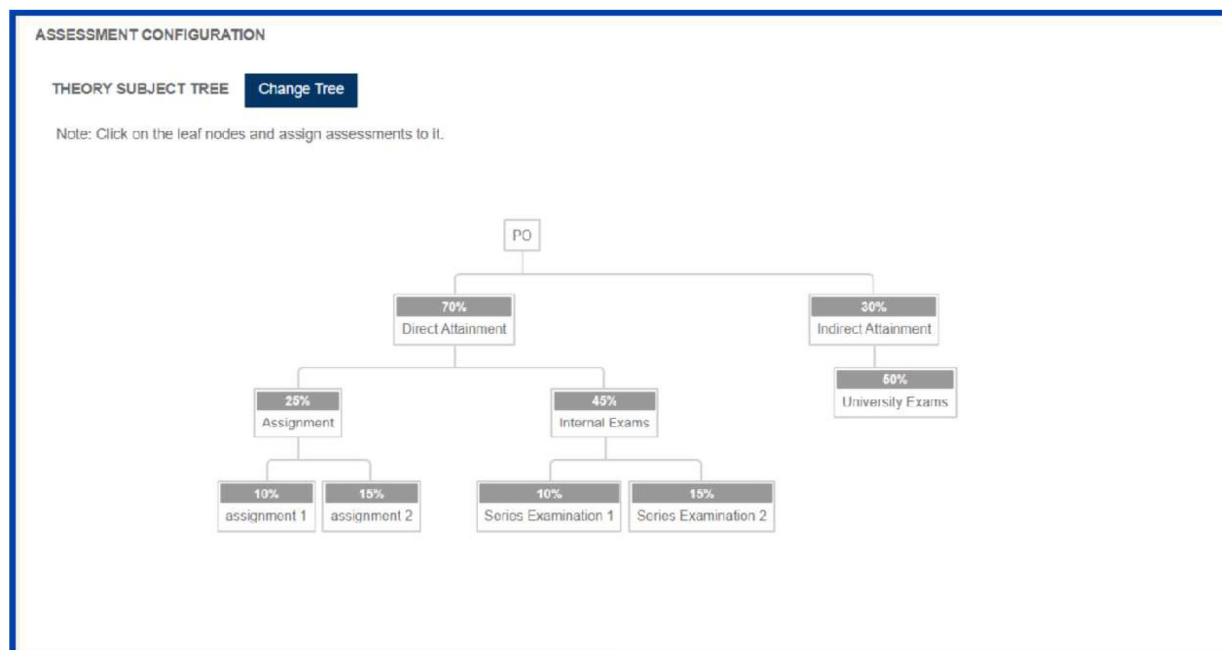
The rules required for generating the CO-PO attainment in university examination can be defined.

PO - CO Attainment Rules:

The rules required for generating the CO-PO attainment in internal assessment can be defined.

Assessment Configuration:

Faculty can map assessment to the assessment tree created , to obtain the CO- PO attainment of the course.



CO-PO Calculation and Report:

Once the assessments are mapped, the CO-PO calculation report can be generated, using the criteria which we have given.

Lesson Planner:

A subject planner helps the faculty to plan their portions in a manner where they can easily view, track and manage their portions.

A proposed plan is a plan where the faculty is planning to take a class.

In the actual schedule faculty can update the status of portions covered.

Subject planner added by the faculty will be visible to students and this makes it easier for the students to know the topics.



Online Class Management:

- Staff can create online classes in the batch timetable with the help of the video button on the subject title.

Days/Hour	08:30 AM - 09:30 AM (UG)	09:30 AM - 10:30 AM (UG)	10:30 AM - 10:45 AM	10:45 AM - 11:30 AM (UG)	11:30 AM - 12:30 PM (UG)	12:30 PM - 01:00 PM	01:00 PM - 01:30 PM (UG)	01:30 PM - 02:30 PM (UG)	02:30 PM - 02:45 PM	02:45 PM - 03:30 PM (UG)	03:30 PM - 04:30 PM (UG)
Day 1 28th June 2021 Monday	Time: 08:30 - 09:30 CCPC 2018			Time: 10:45 - 11:30 CCPC 2018			Time: 01:00 - 01:30 CCPC 2018			Time: 02:45 - 03:30 CCPC 2018	
Day 2 29th June 2021 Tuesday	Time: 08:30 - 09:30 CCPC 2018			Time: 10:45 - 11:30 CCPC 2018			Time: 01:00 - 01:30 CCPC 2018			Time: 02:45 - 03:30 CCPC 2018	
Day 3 30th June 2021 Wednesday	Time: 08:30 - 09:30 SEPE 2018			Time: 10:45 - 11:30 SEPE 2018			Time: 01:00 - 01:30 SEPE 2018			Time: 02:45 - 03:30 SEPE 2018	

- Clicking on the video button, staff can create online classes by providing date and time details.
- Once the online class time reaches, the play button will be visible next to the video button. Clicking on the play button classes can be conducted online.

Attendance Marking and Report Generation:

Attendance can be marked by clicking on the mark attendance button on the subject tile visible on the timetable.

The hours needed to mark attendance will be visible in pink color.

Clicking on it, the list of students will be visible and attendance can be marked.

Once the attendance is marked it cannot be changed and the tile will be visible in green color.



ATTENDANCE MARKING

TIMETABLE METHOD: **MARK / CHECK_LIST_METHOD** | ROLL NO METHOD | COPY ATTENDANCE

Date: 2021-07-05

Show all batch title

Legend: ■ - marked | ■ - unmarked | ■ - unlocked | ■ - suspended

Hour 1	Hour 2	Hour 3	Hour 4	Hour 5	Hour 6	Hour 7	Hour 8
EE110 (cb1)			EE110 (cb1)				

Unmarked Hours: 105 | Marked Hours: 81 | Suspended Hours: 0

Hour : 1, Subject : Basics in Electrical & Electronics Engineering, For All batch
Note: In order to credit attendance into your account please confirm by clicking confirm button below.

Roll No.	Name	Attendance	Roll No.	Name	Attendance
01	ELENA	✘	02	ANKITHA	✔
03	SARA	✘	04	SAMA	✔
05	ALAN	✔	06	GEORGE	✔
07	ERIC	✔	08	DENNY	✔
09	JANVI	✔	10	SANDRA	✔
11	ANASWARA	✔	12	JACOB	✔
13	NEHLA	✔	14	JEWEL	✔
15	HELEN	✔			

Buttons: Mark All Absent | Confirm | Cancel

Course Material Distribution:

- On the homepage, the batch list of the faculty will be visible.
- Select a batch.
- Once you select the batch in the side menu, the course material option will be visible.
- By selecting the option, you can upload the course material.
- After uploading and unlocking the material, it can be accessed by the students.



<input type="checkbox"/>	Name	Topic	Uploaded On	Private Document	Action
<input type="checkbox"/>	s8-ec-nanoelectronics-may-2019	s8-ec-nanoelectronics-may-2019	15-05-2021 02:33:20 PM		
<input type="checkbox"/>	Voltage Regulator Notes	Voltage Regulator Notes	26-02-2021 10:16:19 AM		
<input type="checkbox"/>	Mesh Analysis	Mesh Analysis	08-01-2021 10:54:38 AM		
<input type="checkbox"/>	Nano Electronic Components	Nano Electronic Components	08-01-2021 10:53:46 AM		
<input type="checkbox"/>	Previous QP	Previous QP	08-01-2021 09:35:54 AM		

[Delete Selected](#)

Assessments:

- Faculty have the option to create any custom assessments of their choice using the Assessments feature.
- Assessment Name can be given, the workflow can be defined and students can attend the assessment.

Assignment:

- On the homepage, the batch list of the faculty will be visible.
- Select the batch to give the assignment.
- Once you select it, in the side menu there will be an option for assignments.
- Click on that option and you can add new assignments and questions.
- Once you enable publish assignments it will be visible to students in their login.



SI No.	Assignment	Description	Submission Date	Return Date	Maximum Mark	Add Question	View	More
1	Assignment-3	Case Study	2021-06-26	2021-06-30	10.00	+	🔗	Actions - Publish Assignment Unpublish Student Marks Enter Question Wise Marks Edit Delete
2	Assignment-2	Outline the principle of an electronic instrumentation system	2020-12-29	2021-12-31	10.00	+	🔗	
3	Assignment-1	Celular Communication Assignment	2020-12-29	2021-12-31	10.00	+	🔗	

Sessional / Internal Examination Creation:

Sessional exams can be created by the faculty using the sessional exam option present inside the batch tile.

Once exams are conducted Marks can be entered and reports can be generated.

Question Paper Generation:

- Question papers for the sessional examination can be created using the Question Paper and Marks option.
- Questions can be added to the Question Pool.
- Question Paper structure can be defined, sections can be created.
- And finally, questions can be added from the question pool.



Question Paper

Code: **Linways Technologies Pvt.Ltd**
37/376 A1, Khafji Tower, 2nd Floor Kochi - 682033

SERIES EXAM 1

Program :B.Tech, EC2021
Course Code :EE100
Course Name :Basics in Electrical & Electronics

Sem : S1
Duration : 0 Hr 20 Mins
Max. Mark : 20

Section A
Answer All Questions
Each Question carries 5.00 marks

1. A balanced three phase load consists of three coils each having resistance of 4Ω and inductance $0.02H$. It is connected to a $415V, 50Hz$, 3-phase ac supply. Determine the phase voltage, phase current, power factor and active power when the loads are connected in (i) star (ii) delta. (CO : CO5,CO6)
2. Draw the block diagram of an electronic instrumentation system. (CO : CO3)

Section B
Answer All Questions
Each Question carries 10.00 marks

3. Explain the working of a DC generator.

Course File / Course Diary Generation:

Staff can create, course file or course auditing report by clicking on the Course file Settings -> Course diary option.

From the right toolbar, faculty can select the components that need to be displayed in the course file.



Internal Mark Computation and Normalisation:

- With the help of the Internals -> Define Rule option the rules for normalizing the internal marks can be defined.

- Internals can be generated.



Roll No	Students	Auto-normalised Marks	Add Marks	Normalised Marks Round Mark	Class Average
01	Elena	33.5	0	33.5	Class Avg 29.3
02	Ankitha	30.5	0	30.5	
03	Sara	28.75	0	28.75	
04	Sama	28.25	0	28.25	
05	Alan	24.75	0	24.75	
06	George	25.75	0	25.75	
07	Eric	28.25	0	28.25	

- Grace marks can be added.
- Finalized internals can be submitted to the Head of the Department / Examination controller.

Custom Report Generator:

This is a report generation tool that allows us to generate multiple types of reports as well as print them.

Sl.No	Roll No.	Name	A Exam 1 (50)	B Exam 2 (20)	C Assignment (10)	D Attendance	E Per (10)
1	01	Elena	25	18	9	8	
2	02	Ankitha	46	14	9	8	
3	03	Sara	47.5	12	9	8	
4	04	Sama	42.5	14	10	0	
5	05	Alan	37.5	12	8	8	
6	06	George	47.5	12	8	8	
7	07	Eric	42.5	12	9	0	

The name of the report can be given, data fields required in the report can be selected and the report can be generated.



Online Examination:

- On the homepage, the batch assigned to the faculty will be visible.
- Select the batch to create an online exam.
- Once you select it on the side menu, the online exam option is visible.
- Here, you can create an exam and add questions, time, and date details.
- Types of questions handled in Online Examination are:
 - Multiple-choice Questions
 - Descriptive Type Questions
 - Scan and Upload Answer sheet.
 - Case Study Questions.

On unlocking the exam, it will be visible in student login and they can attend the exam.



Exam ID	Exam Name	Exam Start Date/Time	Exam End Date/Time	Time Limit (in Minutes)	Pass Percentage	No. Of Questions Per Page	Lock Status	Total No. of questions	Total Students Attended
#1	CLASS TEST 1	12:00 PM, 05-07-2021	01:00 PM, 05-07-2021	30 Mins	50%	1	UNLOCKED	5	1
#2	MID TERM TEST	12:00 PM, 14-06-2021	01:00 PM, 23-06-2021	20 Mins	-	5	UNLOCKED	1	1
#3	CLASS TEST 2	12:00 PM, 14-06-2021	12:00 PM, 15-06-2021	10 Mins	-	10	LOCKED	2	1
#4	CLASS TEST 1	12:00 PM, 24-01-2021	12:00 PM, 30-01-2021	50 Mins	50%	10	LOCKED	5	2

Once students have attended the exam, the result can be generated from the examination tile by the faculty.

Staff Activity Report:

- On the homepage, the batch list of the faculty will be visible.
- Once you select the subject tile in the left side menu option the staff activity menu is visible.
- Select a date range, Click on Generate Option, then the staff activity report can be generated.



Daily Work Log Submission:

Daily tasks of the faculty can be updated and submitted by the faculty which is visible to HOD and principal.

Linways Technologies Pvt.Ltd

Home My Profile Documents Upload My Library Help

WORKING HOUR DETAILS

REPORT DAILY WORK LOG

05-07-2021

HOUR 1 From: 08:30:AM To: 09:30:AM

Change Time

Batch: EC2021, Subbatch: All, Subject: EE100, Topics covered: Basic Terminology including voltage, current, power, resistance

HOUR 2

Change Time

Guideship

HOUR 3

Change Time

Project Mentoring

HOUR 4

Change Time

Project Mentoring

HOUR 5

HOUR 6

TimeTable

My Working Hours

My Documents

My Attendance

My Previous Details

My Ratings

Manage Transport

Evaluation

Student Leave Management

Transport

Message box (0)

Rules and Regulations

Once the work log is submitted it is verified by HOD. Once it is verified by HOD then it will be approved by principal.



Staff Appraisal:

Achievements received by faculty are updated in Staff Appraisal which is visible to the IQAC coordinator and the Head of the Department.

The screenshot shows a user interface for 'Linways Technologies Pvt.Ltd'. The main content area is titled 'MANAGE ACHIEVEMENTS' and includes a profile picture of a woman on the left and a table of achievements on the right. A navigation menu on the left lists: Timetable, My Working Hours, My Documents, My Attendance, My Previous Details, and My Ratings. The table has columns for Si. No, Achievement Date, Category, Notes, and Status. There are two entries, both for 'International Fellowships' with a status of 'approved'. A button 'Add New Achievement' is located in the top right of the table area.

Si. No	Achievement Date	Category	Notes	Status
1	05-05-2021	International Fellowships		approved
2	01-01-2021	International Fellowships		approved



ST. THOMAS COLLEGE (AUTONOMOUS)
THRISSUR, KERALA - 680 001



NAAC 5th Cycle Accreditation

NAAC (4th Cycle): A++ Grade, 3.70 Score
NIRF Ranking 2022: 53

www.stthomas.ac.in
iqac@stthomas.ac.in


*“Empower every educator with the right technology
to accelerate learning”*

linways
learn in new ways

CONTACT US:

Email: info@linways.com

Website: www.linways.com



Principal
St. Thomas College (Autonomous)
Thrissur - 680 001